


Setpoint modules MPZ

Technical data

FESTO

Setpoint module MPZ

-  - Voltage
20 ... 30 V DC

Function

- Generation of 6+1 analogue setpoint values for the proportional pressure regulators MPPES, VPPM, VPPE and MPYE
- Digital activation
- Output voltage adjustable via spindle potentiometer



General technical data			
Mode of operation		Digital/analogue circuit with analogue output	
Electrical connection		Screw terminal	
Connection cross section	[mm ²]	2.5	
Operating voltage range	[V DC]	20 ... 30	
Adjustable output voltage	[V DC]	0 ... 10	
Max. output current	[mA]	27	
Power consumption at 24 V DC	[W]	1.5	
Supply for setpoint adjustment	Voltage	[V]	10 ... 10.6
	Current	[mA]	6 ... 6.36
External setpoint input	Voltage	[V DC]	0 ... 10
	Potentiometer	[kΩ]	2.5 ... 10
Setpoint activation	Input resistance	[kΩ]	3
Residual ripple		[%]	Max. 10
Display	Ready		Green LED
	Setpoint active		Yellow LED
Type of mounting			On H-rail
Mounting position			Any
Product weight	[g]		80

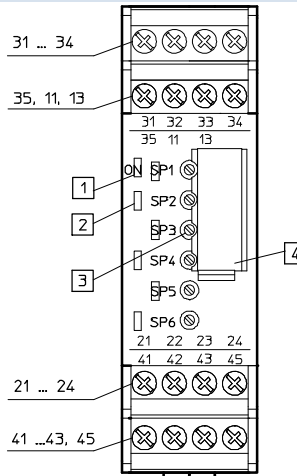
Operating and environmental conditions		
Ambient temperature	[°C]	0 ... 60
Corrosion resistance class CRC ¹⁾		2
CE marking (see declaration of conformity) ³⁾		To EU EMC Directive ²⁾
Protection class		IP20

- 1) Corrosion resistance class CRC 2 to Festo standard FN 940070
Moderate corrosion stress. Indoor applications in which condensation may occur. External visible parts with primarily decorative requirements for the surface and which are in direct contact with the ambient atmosphere typical for industrial applications.
- 2) For information about the applicability of the component see the manufacturer's EC declaration of conformity at: www.festo.com/sp → User documentation.
If the component is subject to restrictions on usage in residential, office or commercial environments or small businesses, further measures to reduce the emitted interference may be necessary.
- 3) Additional information www.festo.com/sp → Certificates.

Setpoint modules MPZ

Technical data

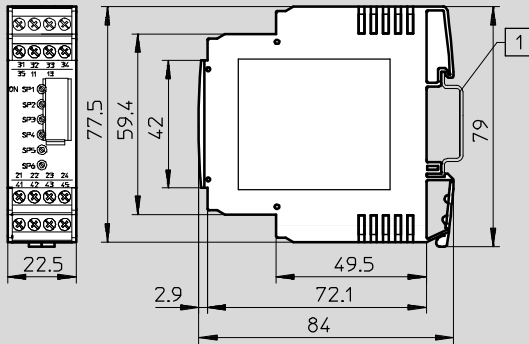
Connections and control elements			
Connections			Priority
31	Activate setpoint 1	SP1	1 (highest)
32	Activate setpoint 2	SP2	2
33	Activate setpoint 3	SP3	3
34	Activate setpoint 4	SP4	4
35	Activate setpoint 5	SP5	5
11	Activate setpoint 6	SP6	6
13	Control line	0 V	-
21	Control line	0 V	-
22	External setpoint input	$U_{w, in} = 0 \dots 10 \text{ V DC}$	7 (lowest)
23	Control line	10 V DC	-
24	Screening	PE	-
41	Control line	0 V DC	-
42	Setpoint output	$U_{w, out}$	-
43	Power supply	-	-
45	Power supply	+	-



- 1 Operational status display, green LED
- 2 Setpoint display active (SP1 ... SP6), yellow LED
- 3 Setpoint potentiometer SP1 ... SP6
- 4 Inscription label

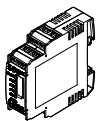
Dimensions

Download CAD data → www.festo.com

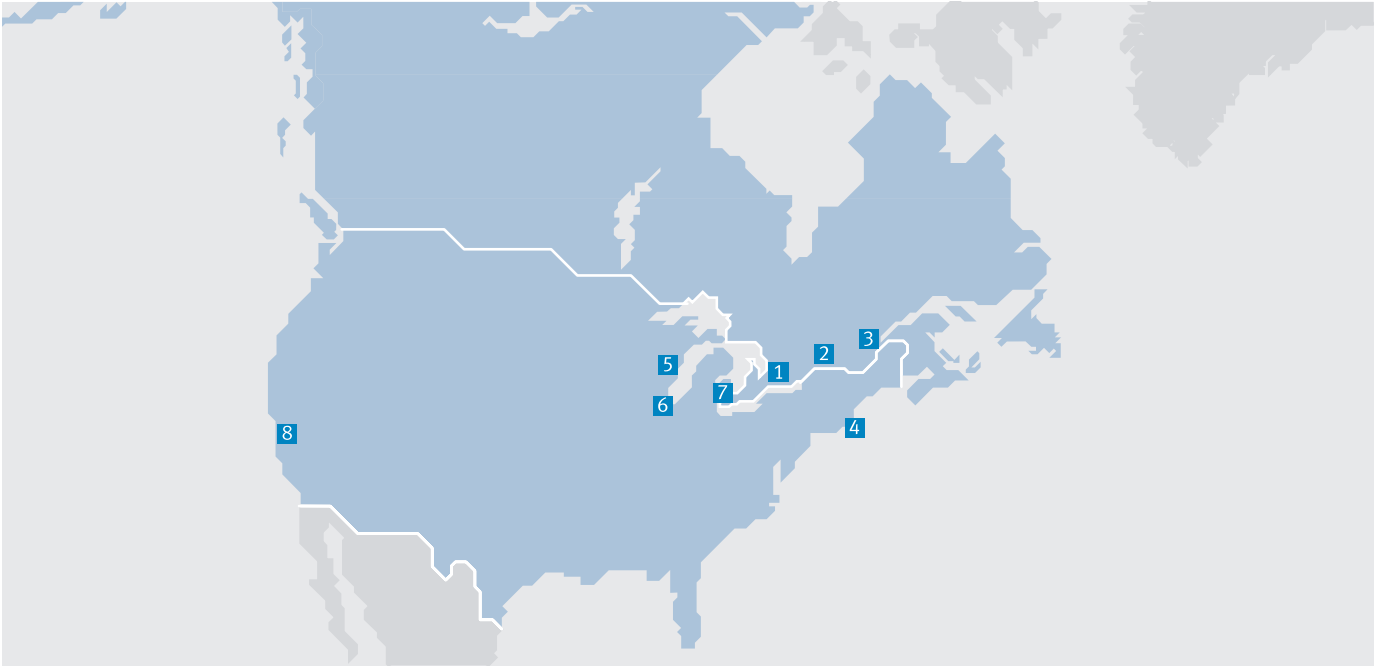


- 1 H-rail to DIN EN 60715

Ordering data

	Description	Part No.	Type
	Setpoint module for generating 6 + 1 analogue voltage signals	546224	MPZ-1-24DC-SGH-6-SW

Festo North America



**1 Festo Canada
Headquarters
Festo Inc.**
5300 Explorer Drive
Mississauga, ON
L4W 5G4

2 Montréal
5600, Trans-Canada
Pointe-Claire, QC
H9R 1B6

3 Québec City
2930, rue Watt#117
Québec, QC
G1X 4G3



**4 Festo United States
Headquarters
Festo Corporation**
395 Moreland Road
Hauppauge, NY
11788

5 Appleton
North 922 Tower View Drive, Suite N
Greenville, WI
54942

7 Detroit
1441 West Long Lake Road
Troy, MI
48098

6 Chicago
85 W Algonquin - Suite 340
Arlington Heights, IL
60005

8 Silicon Valley
4935 Southfront Road, Suite F
Livermore, CA
94550

Festo Regional Contact Center

Canadian Customers

Commercial Support:
Tel: 1 877 GO FESTO (1 877 463 3786)
Fax: 1 877 FX FESTO (1 877 393 3786)
Email: festo.canada@ca.festo.com

Technical Support:
Tel: 1 866 GO FESTO (1 866 463 3786)
Fax: 1 877 FX FESTO (1 877 393 3786)
Email: technical.support@ca.festo.com

USA Customers

Commercial Support:
Tel: 1 800 99 FESTO (1 800 993 3786)
Fax: 1 800 96 FESTO (1 800 963 3786)
Email: customer.service@us.festo.com

Technical Support:
Tel: 1 866 GO FESTO (1 866 463 3786)
Fax: 1 800 96 FESTO (1 800 963 3786)
Email: product.support@us.festo.com