


Hand slide valves VBOH



# Hand slide valves VBOH

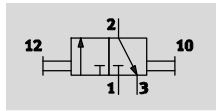
Product range overview

Version	Valve function	Version	Type	Pneumatic connection 1	Pneumatic connection 2	qnN [l/min]	→ Page/ Internet
Hand slide valves	3/2-way, bistable		VBOH	M5, G1/8, G1/4, G3/8, G1/2, G3/4	M5, G1/8, G1/4, G3/8, G1/2, G3/4	236 ... 7,691	3

# Hand slide valves VBOH

## Technical data

### Function



- Standard nominal flow rate  
236 ... 7,691 l/min
- Temperature range  
-10 ... +80 °C
- Operating pressure  
-0.95 ... +12 bar



Hand slide valves VBOH are used as a shut-off function for pressurising and exhausting compressed air systems,

for example upstream of service unit combinations, for air guns and also for exhausting pneumatic cylinders.

- Non-overlapping, so no pressure losses when switching
- Minimal installation
- High flow rate and operating pressure
- Exclusive design

General technical data							
Pneumatic connection 1	M5	G $\frac{1}{8}$	G $\frac{1}{4}$	G $\frac{3}{8}$	G $\frac{1}{2}$	G $\frac{3}{4}$	
Pneumatic connection 2	M5	G $\frac{1}{8}$	G $\frac{1}{4}$	G $\frac{3}{8}$	G $\frac{1}{2}$	G $\frac{3}{4}$	
Grid dimension [mm]	17	24	31	39.5	45	57.5	
Nominal size [mm]	3.6	5.7	8.4	9.9	12.1	19.3	
Design	Sleeve valve						
Valve function	3/2-way, bistable						
Actuation type	Manual						
Actuating force [N]	14	17	45	41	37	70	
Type of mounting	Screw-in						
	In-line installation						
Mounting position	Any						
Sealing principle	Soft						
Type of control	Direct						

Flow rate characteristics							
Pneumatic connection 1	M5	G $\frac{1}{8}$	G $\frac{1}{4}$	G $\frac{3}{8}$	G $\frac{1}{2}$	G $\frac{3}{4}$	
Standard nominal flow rate q <sub>nN</sub> <sup>1)</sup> [l/min]	236	777	1,675	2,201	3,420	7,691	

1) Measured at p<sub>1</sub> = 6 bar and p<sub>2</sub> = 5 bar, Δp = 1 bar

Operating and environmental conditions	
Operating pressure [bar]	-0.95 ... +12
Operating medium	Compressed air according to ISO 8573-1:2010 [7:4:4]
Note on operating/pilot medium	Lubricated operation possible (in which case lubricated operation will always be required)
Ambient temperature [°C]	-10 ... +80
Temperature of medium [°C]	-10 ... +80
Corrosion resistance class CRC <sup>1)</sup>	2

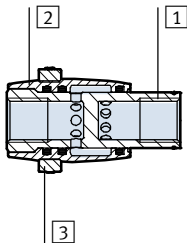
1) Corrosion resistance class CRC 2 to Festo standard FN 940070  
Moderate corrosion stress. Indoor applications in which condensation may occur. External visible parts with primarily decorative requirements for the surface and which are in direct contact with the ambient atmosphere typical for industrial applications.

# Hand slide valves VBOH

Technical data

## Materials

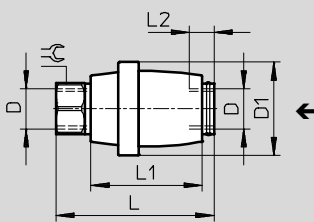
Sectional view



Hand slide valve		
1	Threaded plug	Anodised wrought aluminium alloy
2	Housing	Anodised wrought aluminium alloy
3	Grip ring	Polybutylene terephthalate
-	Seals	Nitrile rubber
Note on materials		RoHS-compliant

## Dimensions

Download CAD data → [www.festo.com](http://www.festo.com)



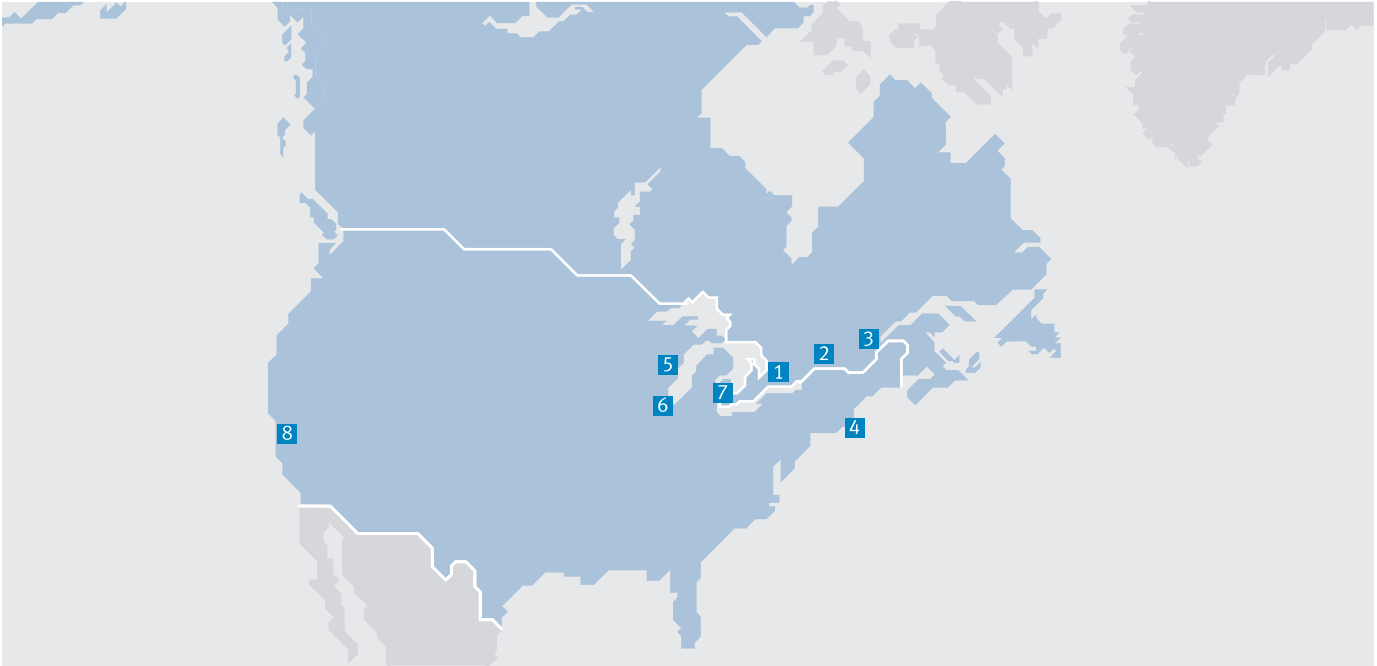
Note  
Grip ring marked with direction arrow for the flow direction.

Type	Connection D	D1 ∅	L	L1	L2	↺
VBOH-32-M5	M5	17	35.6	24.5	5	8
VBOH-32-G18	G1/8	24	38.5	27	9	13
VBOH-32-G14	G1/4	31	52.5	37	13	17
VBOH-32-G38	G3/8	39.5	60.5	42	13.5	22
VBOH-32-G12	G1/2	45	60.5	42	15	27
VBOH-32-G34	G3/4	57.5	82	56.5	17	32

### Ordering data

	Pneumatic connection		Standard nominal flow rate qnN [l/min]	Weight [g]	Part No.	Type
	1	2				
	M5	M5	236	8	1609969	VBOH-32-M5
	G1/8	G1/8	777	17	1558073	VBOH-32-G18
	G1/4	G1/4	1,675	35	1302994	VBOH-32-G14
	G3/8	G3/8	2,201	70	1482679	VBOH-32-G38
	G1/2	G1/2	3,420	90	1587988	VBOH-32-G12
	G3/4	G3/4	7,691	183	1629664	VBOH-32-G34

# Festo North America



**1 Festo Canada  
Headquarters  
Festo Inc.**  
5300 Explorer Drive  
Mississauga, ON  
L4W 5G4

**2 Montréal**  
5600, Trans-Canada  
Pointe-Claire, QC  
H9R 1B6

**3 Québec City**  
2930, rue Watt#117  
Québec, QC  
G1X 4G3



**4 Festo United States  
Headquarters  
Festo Corporation**  
395 Moreland Road  
Hauppauge, NY  
11788

**5 Appleton**  
North 922 Tower View Drive, Suite N  
Greenville, WI  
54942

**7 Detroit**  
1441 West Long Lake Road  
Troy, MI  
48098

**6 Chicago**  
85 W Algonquin - Suite 340  
Arlington Heights, IL  
60005

**8 Silicon Valley**  
4935 Southfront Road, Suite F  
Livermore, CA  
94550

## Festo Regional Contact Center

### Canadian Customers

Commercial Support:  
Tel: 1 877 GO FESTO (1 877 463 3786)  
Fax: 1 877 FX FESTO (1 877 393 3786)  
Email: festo.canada@ca.festo.com

Technical Support:  
Tel: 1 866 GO FESTO (1 866 463 3786)  
Fax: 1 877 FX FESTO (1 877 393 3786)  
Email: technical.support@ca.festo.com

### USA Customers

Commercial Support:  
Tel: 1 800 99 FESTO (1 800 993 3786)  
Fax: 1 800 96 FESTO (1 800 963 3786)  
Email: customer.service@us.festo.com

Technical Support:  
Tel: 1 866 GO FESTO (1 866 463 3786)  
Fax: 1 800 96 FESTO (1 800 963 3786)  
Email: product.support@us.festo.com